

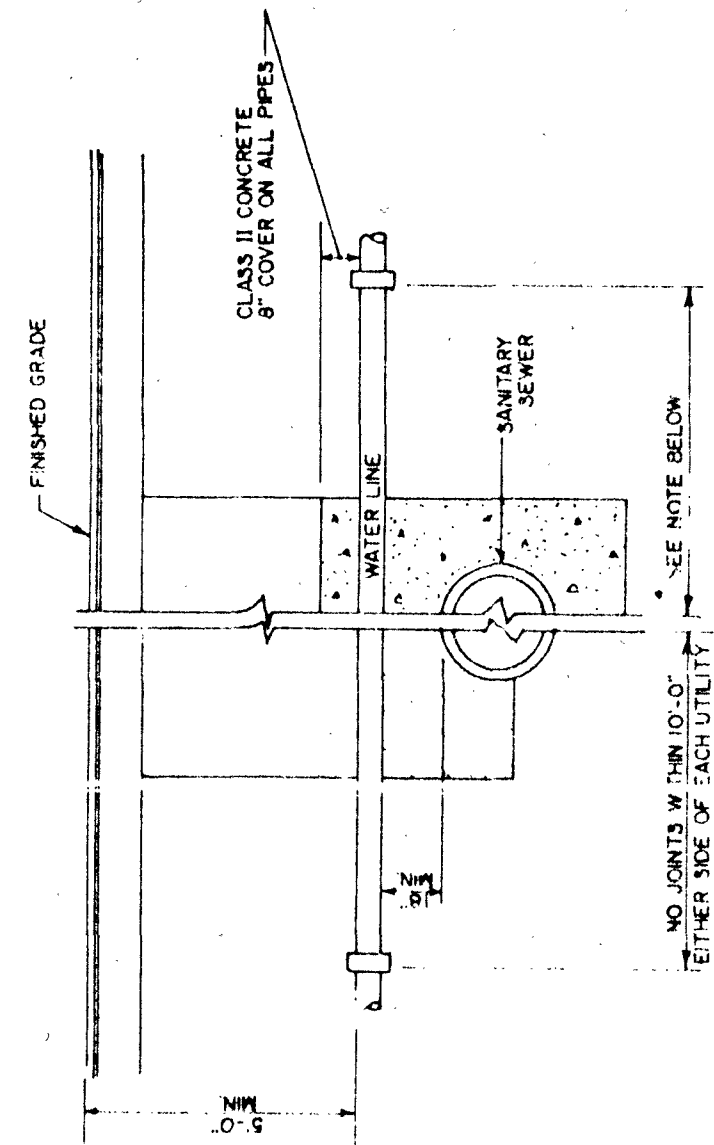
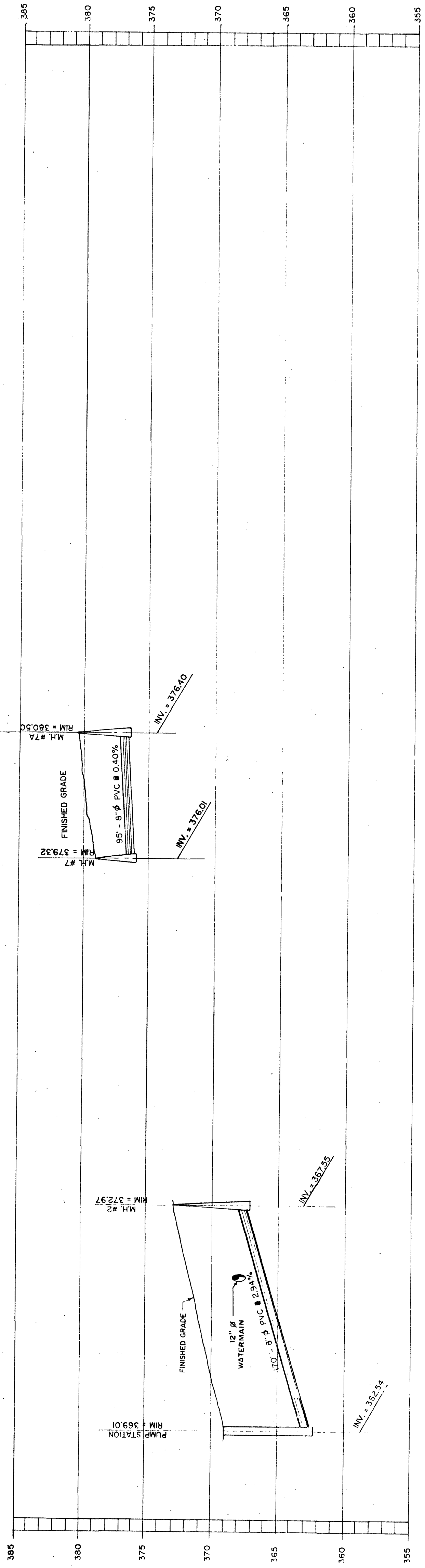
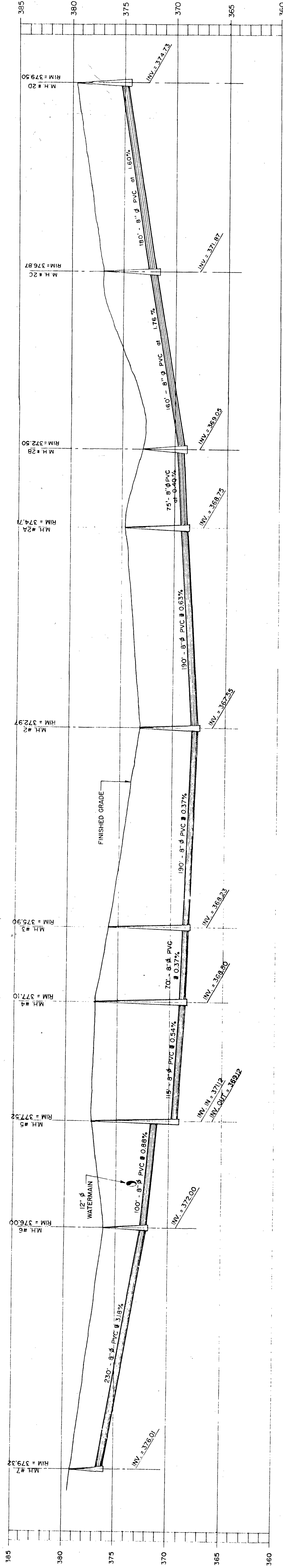
AS BUILT PROFILE
SANITARY SEWER PROFILE

SCALE:
HORIZ. 1" = 50'
VERT. 1" = 5'
DATE:
FEBRUARY 11, 1980

U - 3

REVISED
BIRCH RUN AT SARATOGA
SARATOGA SPRINGS, NEW YORK

DEVELOPERS:
TOM LONGE
D. A. COLLINS CONSTRUCTION CO., INC.
MECHANICVILLE, NEW YORK 12118
(518) 664-9855



UTILITY CROSSING

ALL WATER AND SEWER LINES SHALL HAVE A MINIMUM SEPARATION OF 10 FEET WHEN INSTALLED PARALLEL AND 18 INCHES VERTICALLY AT CROSSINGS. IF THESE CONDITIONS ARE NOT MET, THE WATER MAIN SHALL BE ENCASED IN CONCRETE OR THE SEWER LINE SHALL BE ENCASED IN CONCRETE. THE SEWER LINE TO FEET EITHER SIDE OF THE CROSSING. IN LIEU OF ENCASEMENT, THE SUBJECT LINE PRESSURE RATED PIPE SHALL BE INSTALLED OVER THE WATER MAIN. IF VERTICAL SEPARATION FOR CROSSINGS IS LESS THAN 18", ENCASE BOTH PIPES MIN. 4'-0" FROM CROSSING.